



MARQUIS



630 Sport Yacht

NUVOLARI ✦ LENARD™



Marquis is pleased to unveil the new and exciting 630 Sport Yacht, which boasts a design pedigree developed from the creative minds of the Nuvolari-Lenard design team. This breathtaking sport yacht carries the distinctive profile and integrated interior layout that makes Marquis Sport Yachts a symbol of prestige throughout the world.


Every detail within the Marquis 630 Sport Yacht demonstrates ultra premium execution quality. The craftsmanship & joinery are the finest you will find in a yacht, regardless of size. The materials selected to craft the interior and exterior features are supreme. The hull form has been designed specifically for the 630 Marquis. Sport yacht performance is provided by perfectly matched twin diesel engines coupled to joystick activated pod drives.

Entertaining is made simple with this forward-thinking design. featuring an integrated lower helm station, galley, salon, cockpit, and swim deck. Walk from area to area unimpeded by restrictive bulkhead doors, multiple steps or narrow hallways. The yacht's cockpit and swim deck bring you closer to the sea you love. The bridge is an elegant environment in which to command the vessel and witness gorgeous seascapes. The new Marquis 630 delivers an unmatched level of quality, prestige, reliability and hospitality to its owners and those fortunate to be invited onboard.

*Breathtaking*

New 630 Sport Yacht

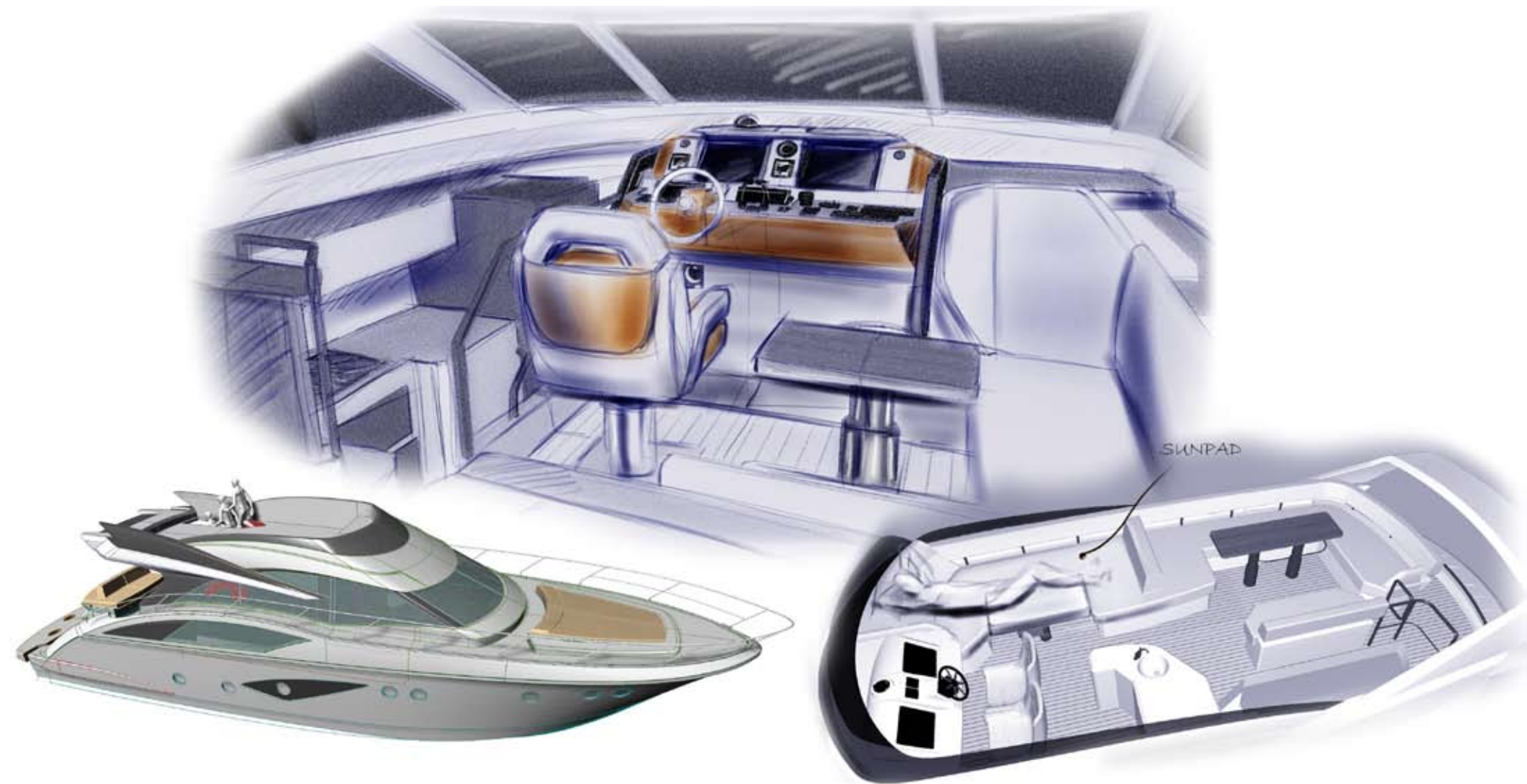




New 630 Sport Yacht







## New 630 Sport Yacht





New 630 Sport Yacht







New 630 Sport Yacht

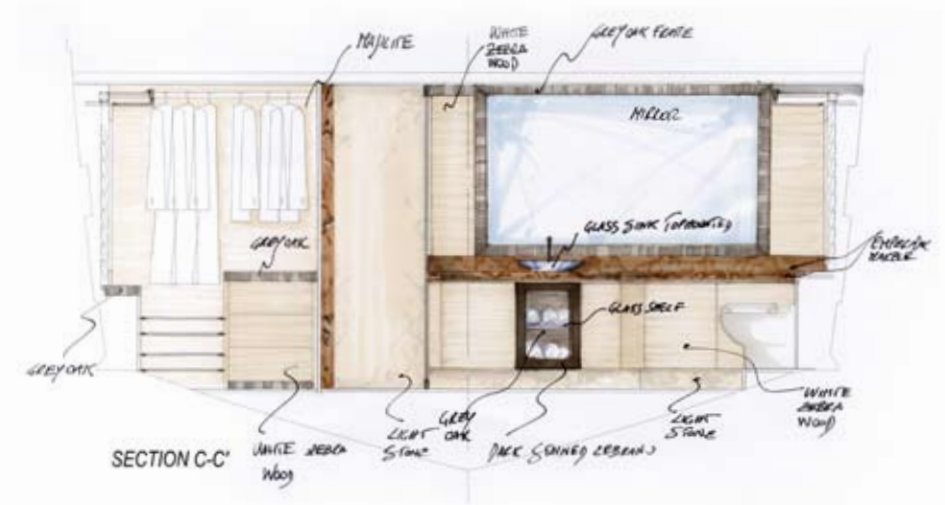


This diagram provides a top-down perspective of the yacht's deck. It illustrates the layout of the cockpit, including the helm station, seating areas, and the cabin entrance. The deck is finished with teak planking, and the cabin is shown with a dark interior. The bow area features a large, curved seating area and a swim platform.

This diagram provides a top-down perspective of the yacht's deck. The cockpit area at the stern features a large U-shaped seating arrangement with cushions, a central table, and a helm station with a steering wheel. The cabin is located in the center of the yacht, with a set of stairs leading up to the cockpit. The bow area includes a smaller seating area and a table. The overall layout is designed for comfort and functionality, with clear access to all areas of the yacht.

This detailed floor plan illustrates the interior layout of the yacht. The entrance leads into a central living area with a sofa and a coffee table. To the right is a dining area with a table and chairs. The kitchen is located at the rear of the living area, featuring a sink, stove, and storage. The sleeping quarters are situated at the bow, with two separate bunks. The plan also shows the location of the toilet, shower, and various storage compartments.

This detailed floor plan illustrates the main deck layout. At the bow, there is a large cockpit area with a U-shaped seating arrangement and a central table. Moving aft, the plan shows the cabin entrance, a central corridor, and various staterooms. The stern features a swim platform and a transom door leading to the aft cockpit. The plan also indicates the location of the mast, various storage compartments, and access points to the lower decks.



## 630 Sport Yacht

LOA (with swim platform & bow rail)	65' 8"	20 m
Beam	17' 2"	5.23 m
Draft	54"	1.37 m
Bridge Clearance (with arch)	17' 9"	5.99 m
Weight (with fuel & water)	71,500 lbs.	32432 kg
Water System	255 U.S. gal.	965 lits.
Fuel System	1,030 U.S. gal.	3899 lits.
Holding System	160 gal.	605 lits.
Cabin Headroom	6' 6"	1.98 m
Cabins	4	

Visit [www.marquisyachts.com](http://www.marquisyachts.com) to  
view expanded product portfolio.



MARQUIS